

TEMPOFIX 3 self-supporting frame system for WCs

Ref. 547005-546412

Mains supply electronic valve



DESCRIPTION

TEMPOFIX 3 self-supporting frame system for WCs - Ref. 547005-546412


Self-supporting frame system W. 350mm for wall-hung electronic WC:
 Black powder-coated steel frame.
 Fixes to load-bearing floors.
 Frame height can be adjusted from 0 - 200mm (with 1m mark).
 Ø 32mm flush tube with Ø 55mm connection washer.
 ABS soil pipe with HDPE sleeve connectors, Ø 110mm outlet with waterproof seal, with 2 setting positions.
 Delivered pre-mounted.
 Complies with French standard NF D12-208.
 Compatible with solid walls from 26 - 130mm.

Fitted with TEMPOMATIC F1" electronic direct flush valve:
 Stainless steel wall plate 320 x 220mm.
 Shock-resistant infrared presence detection sensor.
 Voluntary activation flush when user's hand approaches the sensor or automatically when the user leaves.
 Time flow ~7 seconds can be adjusted 3 - 12 seconds.
 230/12V transformer.
 Integrated stopcock and flow rate adjuster.
 Detection distance can be adjusted by the installer.
 Technical characteristics: see TEMPOMATIC ref. 463326.





10-year warranty.

TECHNICAL FEATURES

TEMPOFIX 3 self-supporting frame system for WCs - Ref. 547005-5464

Connector	1"
Technology	Electronic
Height	1000 - 1320mm
Depth	177mm
Width	350mm
Warranty	

ADVANTAGES

-  Easy and quick to install: supplied pre-mounted
-  Self-supporting frame system
-  Complete hygiene: no manual contact
-  Direct flush: no water stagnation

